

Non Vaccine Drug & Lab CPT Codes (All Other Services)

- Cost Plus
 - Total RVU's Relative To Payments Received
 - *For Another Day*
- Percent Of Medicare
 - AMA has heavy restrictions on use of "their" files
 - PMI offering this under the accepted allowance to "reference" codes in their RBRVS system



www.PediatricSupport.com



2024 National Physician Fee Schedule Relative Value File July Release

CPT codes and descriptions only are copyright 2023 American Medical Association. All Rights Reserved. Applicable FARS/DFARS Apply. Dental codes (D codes) are copyright 2024/25 American Dental Association. All Rights Reserved.

RELEASED 05/03/2024

HCPCS	MOD	DESCRIPTION	WORK RVU	NON-FAC PE RVU	MP RVU	NON-FACILITY TOTAL	CONV FACTOR	
99213		Office o/p est low 20 min	1.30	1.33	0.10	2.73	33.2875	\$ 90.87

www.PediatricSupport.com



- Fee schedules
- Overview
- Physician Fee Schedule
 - Advanced Practice Nonphysician Practitioners
 - Anesthesiologists Center
 - Audiology Services
 - Care Management
 - Cognitive Assessment
 - CT Modifier Reduction List
 - Diagnostic Services by Physical Therapists
 - Evaluation & Management Visits
 - Global surgery data collection
 - Marriage and Family Therapists & Mental Health Counselors
 - Medicare PFS Preventive Services
 - Opioid Use Disorder Screening & Treatment
 - Psychological and

PFS Relative Value Files

This information relates to payment under the Medicare physician fee schedule and is intended for Medicare purposes.

<https://www.cms.gov/medicare/payment/fee-schedules/physician/pfs-relative-value-files>

Show Entries Filter On

Showing 1 - 10 of 101 entries

Name ↕	File Name ↕
2024	RVU24AR
2024	RVU24B
2024	RVU24C
2024	RVU24A
2023	RVU23D
2023	RVU23A
2023	RVU23C
2023	RVU23B

Feedback

- Medicare
- Medicaid/CHIP
- Marketplace & Private Insurance
- Priorities
- Training & Education

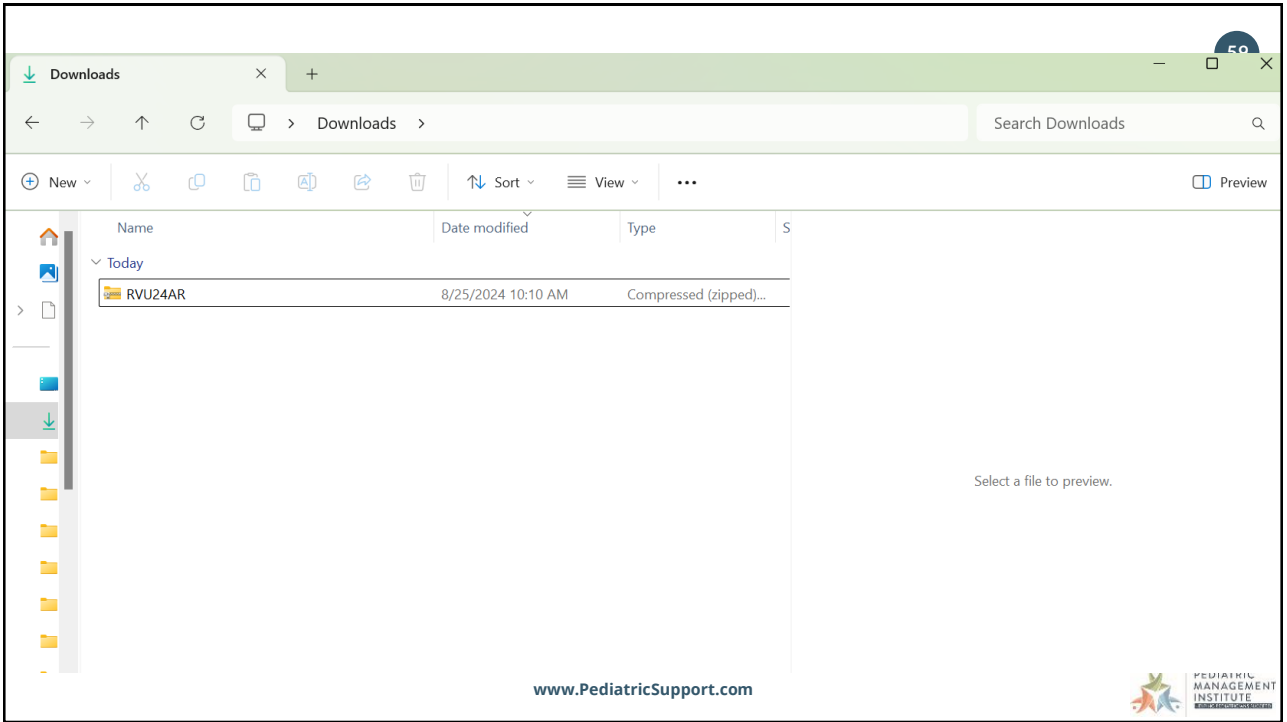
[Back to PFS Relative Value Files](#)

RVU24AR

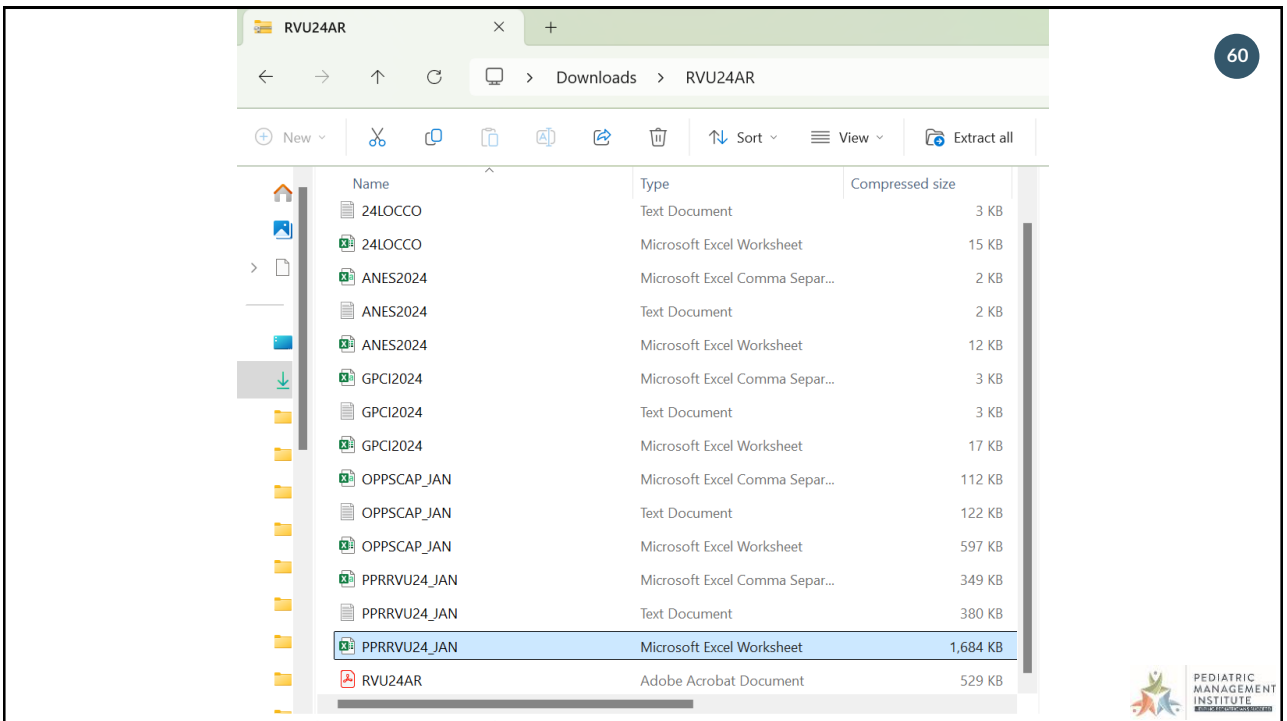
Name	2024
File Name	RVU24AR
Description	Medicare Physician Fee Schedule rates effective March 9, 2024.
File Size	4 MB

Downloads

[RVU24AR - Posted 04/01/2024](#)



59



60

2024 National Physician Fee Schedule Relative Value File January Release
 CPT codes and descriptions only are copyright 2023 American Medical Association. All Rights Reserved. Applicable FARS/DFARS Apply.
 Dental codes (D codes) are copyright 2024/25 American Dental Association. All Rights Reserved.

10	HCPCS	MOD	DESCRIPTION	STATUS	NOT USED FOR MEDICARE PAYMENT	WORK RVU	NON-FAC PE RVU	NON-FAC NA INDICATOR	FACILITY PE RVU	FACILITY NA INDICATOR	MP RVU	NON-FACILITY TOTAL	FACILITY TOTAL	PCTC IND	GLOB DAYS	PRE OP	INTRA OP	POST OP	MILT PROC	BILAT SURG	ASST SURG
35	A0422		Ambulance 02 life sustaining	X		0.00	0.00		0.00		0.00	0.00	0.00	9	XXX	0.00	0.00	0.00	9	9	9
36	A0424		Extra ambulance attendant	X		0.00	0.00		0.00		0.00	0.00	0.00	9	XXX	0.00	0.00	0.00	9	9	9
37	A0425		Ground mileage	X		0.00	0.00		0.00		0.00	0.00	0.00	9	XXX	0.00	0.00	0.00	9	9	9
38	A0426		Als 1	X		0.00	0.00		0.00		0.00	0.00	0.00	9	XXX	0.00	0.00	0.00	9	9	9
39	A0427		Als1-emergency	X		0.00	0.00		0.00		0.00	0.00	0.00	9	XXX	0.00	0.00	0.00	9	9	9
40	A0428		Bls	X		0.00	0.00		0.00		0.00	0.00	0.00	9	XXX	0.00	0.00	0.00	9	9	9
41	A0429		Bls-emergency	X		0.00	0.00		0.00		0.00	0.00	0.00	9	XXX	0.00	0.00	0.00	9	9	9
42	A0430		Fixed wing air transport	X		0.00	0.00		0.00		0.00	0.00	0.00	9	XXX	0.00	0.00	0.00	9	9	9
43	A0431		Rotary wing air transport	X		0.00	0.00		0.00		0.00	0.00	0.00	9	XXX	0.00	0.00	0.00	9	9	9
44	A0432		Pi volunteer ambulance co	X		0.00	0.00		0.00		0.00	0.00	0.00	9	XXX	0.00	0.00	0.00	9	9	9
45	A0433		Als 2	X		0.00	0.00		0.00		0.00	0.00	0.00	9	XXX	0.00	0.00	0.00	9	9	9
46	A0434		Specialty care transport	X		0.00	0.00		0.00		0.00	0.00	0.00	9	XXX	0.00	0.00	0.00	9	9	9
47	A0435		Fixed wing air mileage	X		0.00	0.00		0.00		0.00	0.00	0.00	9	XXX	0.00	0.00	0.00	9	9	9
48	A0436		Rotary wing air mileage	X		0.00	0.00		0.00		0.00	0.00	0.00	9	XXX	0.00	0.00	0.00	9	9	9
49	A0888		Noncovered ambulance mileage	N		0.00	0.00		0.00		0.00	0.00	0.00	9	XXX	0.00	0.00	0.00	9	9	9
50	A0998		Ambulance response/treatment	I		0.00	0.00		0.00		0.00	0.00	0.00	9	XXX	0.00	0.00	0.00	9	9	9
51	A0999		Unlisted ambulance service	X		0.00	0.00		0.00		0.00	0.00	0.00	9	XXX	0.00	0.00	0.00	9	9	9
52	A2001		Innovamatrix ac, per sq cm	C		0.00	0.00		0.00		0.00	0.00	0.00	9	XXX	0.00	0.00	0.00	9	9	9
53	A2002		Mirran adv wnd mat per sq	C		0.00	0.00		0.00		0.00	0.00	0.00	9	XXX	0.00	0.00	0.00	9	9	9
54	A2004		Xcellistem, 1 mg	C		0.00	0.00		0.00		0.00	0.00	0.00	9	XXX	0.00	0.00	0.00	9	9	9
55	A2005		Microlyle matrix, per sq cm	C		0.00	0.00		0.00		0.00	0.00	0.00	9	XXX	0.00	0.00	0.00	9	9	9
56	A2006		Novosorb synpath per sq cm	C		0.00	0.00		0.00		0.00	0.00	0.00	9	XXX	0.00	0.00	0.00	9	9	9
57	A2007		Restrata, per sq cm	C		0.00	0.00		0.00		0.00	0.00	0.00	9	XXX	0.00	0.00	0.00	9	9	9
58	A2008		Theraenesis, per sq cm	C		0.00	0.00		0.00		0.00	0.00	0.00	9	XXX	0.00	0.00	0.00	9	9	9

www.PediatricSupport.com



2024 National Physician Fee Schedule Relative Value File January Release
 CPT codes and descriptions only are copyright 2023 American Medical Association. All Rights Reserved. Applicable FARS/DFARS Apply.
 Dental codes (D codes) are copyright 2024/25 American Dental Association. All Rights Reserved.

10	HCPCS	MOD	DESCRIPTION	STATUS	NOT USED FOR MEDICARE PAYMENT	WORK RVU	NON-FAC PE RVU	NON-FAC NA INDICATOR	FACILITY PE RVU	FACILITY NA INDICATOR	MP RVU	NON-FACILITY TOTAL	FACILITY TOTAL	PCTC IND	GLOB DAYS	PRE OP	INTRA OP	POST OP	MILT PROC	BILAT SURG	ASST SURG	CO SURG	TEAM SURG	ENDO BASE	CONV FACTOR
35	A0422		Ambulance 02 life sustaining	X		0.00	0.00		0.00		0.00	0.00	0.00	9	XXX	0.00	0.00	0.00	9	9	9	9	9	9	33.2875
36	A0424		Extra ambulance attendant	X		0.00	0.00		0.00		0.00	0.00	0.00	9	XXX	0.00	0.00	0.00	9	9	9	9	9	9	33.2875
37	A0425		Ground mileage	X		0.00	0.00		0.00		0.00	0.00	0.00	9	XXX	0.00	0.00	0.00	9	9	9	9	9	9	33.2875
38	A0426		Als 1	X		0.00	0.00		0.00		0.00	0.00	0.00	9	XXX	0.00	0.00	0.00	9	9	9	9	9	9	33.2875
39	A0427		Als1-emergency	X		0.00	0.00		0.00		0.00	0.00	0.00	9	XXX	0.00	0.00	0.00	9	9	9	9	9	9	33.2875
40	A0428		Bls	X		0.00	0.00		0.00		0.00	0.00	0.00	9	XXX	0.00	0.00	0.00	9	9	9	9	9	9	33.2875
41	A0429		Bls-emergency	X		0.00	0.00		0.00		0.00	0.00	0.00	9	XXX	0.00	0.00	0.00	9	9	9	9	9	9	33.2875
42	A0430		Fixed wing air transport	X		0.00	0.00		0.00		0.00	0.00	0.00	9	XXX	0.00	0.00	0.00	9	9	9	9	9	9	33.2875
43	A0431		Rotary wing air transport	X		0.00	0.00		0.00		0.00	0.00	0.00	9	XXX	0.00	0.00	0.00	9	9	9	9	9	9	33.2875
44	A0432		Pi volunteer ambulance co	X		0.00	0.00		0.00		0.00	0.00	0.00	9	XXX	0.00	0.00	0.00	9	9	9	9	9	9	33.2875
45	A0433		Als 2	X		0.00	0.00		0.00		0.00	0.00	0.00	9	XXX	0.00	0.00	0.00	9	9	9	9	9	9	33.2875

www.PediatricSupport.com



	A	B	C	D	E	F	G	H	I	J	K	L
1			2024 National Physician Fee Schedule Relative Value File January Release									
2			<i>CPT codes and descriptions only are copyright 2023 American Medical Association. All Rights Reserved. Applicable FARS/DFARS Apply.</i>									
3			<i>Dental codes (D codes) are copyright 2024/25 American Dental Association. All Rights Reserved.</i>									
4												
5												
6												
7												
8												
9												
10	HCPCS	MOD	DESCRIPTION	STATUS CODE	MEDICARE PAYMENT	WORK RVU	NON-FAC PE RVU	NON-FAC NA INDICATOR	FACILITY PE RVU	FACILITY NA INDICATOR	MP RVU	
18329	99184		Hypothermia ill neonate	A		4.50	1.53	NA	1.53		0.31	211.04
18330	99188		App topical fluoride varnish	N	+	0.20	0.14		0.08		0.01	11.65
18331	99190		Special pump services	X		0.00	0.00		0.00		0.00	0.00
18332	99191		Special pump services	X		0.00	0.00		0.00		0.00	0.00
18333	99192		Special pump services	X		0.00	0.00		0.00		0.00	0.00
18334	99195		Phlebotomy	A		0.00	2.81		2.81	NA	0.06	95.54
18335	99199		Unlisted special svc px/rprt	C		0.00	0.00		0.00		0.00	0.00
18336	99202		Office o/p new sf 15 min	A		0.93	1.16		0.40		0.08	72.23
18337	99203		Office o/p new low 30 min	A		1.60	1.59		0.68		0.16	111.51
18338	99204		Office o/p new mod 45 min	A		2.60	2.18		1.13		0.24	167.10
18339	99205		Office o/p new hi 60 min	A		3.50	2.79		1.57		0.33	220.36
18340	99211		Off/op est may x req phy/qhp	A		0.18	0.51		0.07		0.01	23.30
18341	99212		Office o/p est sf 10 min	A		0.70	0.94		0.29		0.06	56.59
18342	99213		Office o/p est low 20 min	A		1.30	1.33		0.56		0.10	90.87
18343	99214		Office o/p est mod 30 min	A		1.92	1.79		0.83		0.14	128.16
18344	99215		Office o/p est hi 40 min	A		2.80	2.40		1.27		0.22	180.42
18345	99221		1st hosp ip/obs sf/low 40	A		1.63	0.65	NA	0.65		0.18	81.89
18346	99222		1st hosp ip/obs moderate 55	A		2.60	1.05	NA	1.05		0.23	129.16
18347	99223		1st hosp ip/obs high 75	A		3.50	1.38	NA	1.38		0.26	171.10

63

2024 National Physician Fee Schedule Relative Value File July Release

CPT codes and descriptions only are copyright 2023 American Medical Association. All Rights Reserved. Applicable FARS/DFARS Apply.

Dental codes (D codes) are copyright 2024/25 American Dental Association. All Rights Reserved.

RELEASED 05/03/2024

HCPCS	MOD	DESCRIPTION	WORK RVU	NON-FAC PE RVU	MP RVU	NON-FACILITY TOTAL	CONV FACTOR	
99213		Office o/p est low 20 min	1.30	1.33	0.10	2.73	33.2875	\$ 90.87

wRVU

- Provider Services

+

peRVU

- Practice Expenses

+

mRVU

- Malpractice

=

Total RVUs

PEDIATRIC
MANAGEMENT
INSTITUTE
PEDIATRICMANAGEMENTINSTITUTE.COM

64

Why Is Paulie Talking About Gypsies?

Geographic Practice Cost Index (GPCI)



Join /
Renew

Enter Search Term



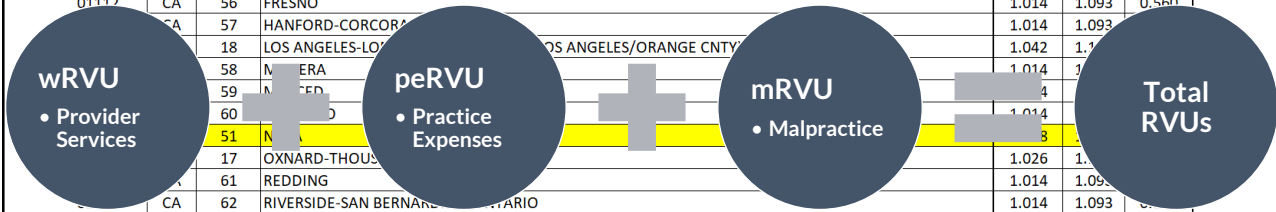
Geographic adjuster My Subscriptions | My Topics | My Bookmarks

The Medicare physician payment schedule amounts are adjusted to reflect the variation in practice costs across the country. A geographic practice cost index (GPCI) has been established for every Medicare payment locality for each of the three components RVU components. The GPCIs are applied in the calculation of a Medicare payment schedule amount by multiplying the RVU for each component times the GPCI for that component.

[Geographic Practice Cost Indices \(GPCIs\) \(PDF\)](#)



Medicare Administrative Contract or (MAC)	State	Locality Number	Locality Name	2024 PW GPCI (with 1.0 Floor)	2024 PE GPCI	2024 MP GPCI
10112	AL	00	ALABAMA	1.000	0.869	0.575
02102	AK	01	ALASKA*	1.500	1.081	0.592
03102	AZ	00	ARIZONA	1.000	0.975	0.854
07102	AR	13	ARKANSAS	1.000	0.860	0.518
01112	CA	54	BAKERSFIELD	1.017	1.093	0.662
01112	CA	55	CHICO	1.014	1.093	0.560
01182	CA	71	EL CENTRO	1.014	1.093	0.570
01112	CA	56	FRESNO	1.014	1.093	0.560
	CA	57	HANFORD-CORCORAN	1.014	1.093	0.560
	CA	18	LOS ANGELES-LOS ANGELES/ORANGE CNTY	1.042	1.114	0.560
	CA	58	MADERA	1.014	1.093	0.560
	CA	59	MANTENO	1.014	1.093	0.560
	CA	60	MANTENO	1.014	1.093	0.560
	CA	51	MANTENO	1.014	1.093	0.560
	CA	17	OXNARD-THOUSAND OAKS	1.026	1.114	0.560
	CA	61	REDDING	1.014	1.093	0.560
	CA	62	RIVERSIDE-SAN BERNARDINO	1.014	1.093	0.560
01112	CA	63	SACRAMENTO-ROSEVILLE-FOLSOM	1.034	1.156	0.560
01112	CA	64	SALINAS	1.035	1.165	0.560
01182	CA	72	SAN DIEGO-CHULA VISTA-CARLSBAD	1.028	1.191	0.572
01112	CA	05	SAN FRANCISCO-OAKLAND-BERKELEY (SAN FRANCISCO/SAN MATEO/ALAMEDA/CONTRA COSTA CNTY)	1.088	1.419	0.445
01112	CA	52	SAN FRANCISCO-OAKLAND-BERKELEY (MARIN CNTY)	1.088	1.419	0.470
01112	CA	65	SAN JOSE-SUNNYVALE-SANTA CLARA (SAN BENITO CNTY)	1.100	1.435	0.560
01182	CA	73	SAN LUIS OBISPO-PASO ROBLES	1.014	1.132	0.560



Alabama
99213

	National	GPCI Adj	Total RVUs
Work RVU	1.3000	1.0000	1.3000
Practice Expense RVU	1.3300	0.8690	1.1558
Malpractice RVU	0.1000	0.5750	0.0575
Non Facility Total	2.7300		2.5133
Conversion Factor	33.2875		33.2875
Medicare Rate	\$ 90.87		\$ 83.66

www.PediatricSupport.com



67

Alabama
99213

Alaska
99213

	National	GPCI Adj	Total RVUs	National	GPCI Adj	Total RVUs
Work RVU	1.3000	1.0000	1.3000	1.3000	1.5000	1.9500
Practice Expense RVU	1.3300	0.8690	1.1558	1.3300	1.0810	1.4377
Malpractice RVU	0.1000	0.5750	0.0575	0.1000	0.5920	0.0592
Non Facility Total	2.7300		2.5133	2.7300		3.4469
Conversion Factor	33.2875		33.2875	33.2875		33.2875
Medicare Rate	\$ 90.87		\$ 83.66	\$ 90.87		\$ 114.74

www.PediatricSupport.com



68

HCPCS	MOD	DESCRIPTION	WORK RVU	NON-FAC PE RVU	MP RVU	NON-FACILITY TOTAL	CONV FACTOR	
99213		Office o/p est low 20 min	1.30	1.33	0.10	2.73	33.2875	\$ 90.87

Medicare Administrative Contract or (MAC)	State	Locality Number	Locality Name	2024 PW GPCI (with 1.0 Floor)	2024 PE GPCI	2024 MP GPCI	Work RVU	Non-Fac PE RVU	MP RVU	Non Facility Total	GPCI-Adjusted Rate	Variance	Variance %
01112	AL	00	ALABAMA	1.000	0.869	0.575	1.300	1.156	0.058	2.513	\$ 83.66	-0.217	-7.94%
02102	AK	01	ALASKA*	1.500	1.081	0.592	1.950	1.438	0.059	3.447	\$114.74	0.717	26.26%
03102	AZ	00	ARIZONA	1.000	0.975	0.854	1.300	1.297	0.085	2.682	\$ 89.28	-0.048	-1.75%
07102	AR	13	ARKANSAS	1.000	0.860	0.518	1.300	1.144	0.052	2.496	\$ 83.07	-0.234	-8.59%
01112	CA	54	BAKERSFIELD	1.017	1.093	0.662	1.322	1.454	0.066	2.842	\$ 94.60	0.112	4.10%
01112	CA	55	CHICO	1.014	1.093	0.560	1.318	1.454	0.056	2.828	\$ 94.13	0.098	3.59%
01182	CA	71	EL CENTRO	1.014	1.093	0.570	1.318	1.454	0.057	2.829	\$ 94.17	0.099	3.62%
01112	CA	56	FRESNO	1.014	1.093	0.560	1.318	1.454	0.056	2.828	\$ 94.13	0.098	3.59%
01112	CA	57	HANFORD-CORCORAN	1.014	1.093	0.560	1.318	1.454	0.056	2.828	\$ 94.13	0.098	3.59%
01182	CA	18	LOS ANGELES-LONG BEACH-ANAHEIM (LOS ANGELES/ORANGE CNTY)	1.042	1.194	0.690	1.355	1.588	0.069	3.012	\$100.25	0.282	10.32%
01112	CA	58	MADERA	1.014	1.093	0.560	1.318	1.454	0.056	2.828	\$ 94.13	0.098	3.59%
01112	CA	59	MERCED	1.014	1.093	0.560	1.318	1.454	0.056	2.828	\$ 94.13	0.098	3.59%
01112	CA	60	MODESTO	1.014	1.093	0.560	1.318	1.454	0.056	2.828	\$ 94.13	0.098	3.59%
01112	CA	51	NAPA	1.058	1.310	0.521	1.375	1.742	0.052	3.170	\$105.51	0.440	16.11%
01182	CA	17	OXNARD-THOUSAND OAKS-VENTURA	1.026	1.183	0.651	1.334	1.573	0.065	2.972	\$ 98.94	0.242	8.88%
01112	CA	61	REDDING	1.014	1.093	0.560	1.318	1.454	0.056	2.828	\$ 94.13	0.098	3.59%
01112	CA	62	RIVERSIDE-SAN BERNARDINO-ONTARIO	1.014	1.093	0.892	1.318	1.454	0.089	2.861	\$ 95.24	0.131	4.80%
01112	CA	63	SACRAMENTO-ROSEVILLE-FOLSOM	1.034	1.156	0.560	1.344	1.537	0.056	2.938	\$ 97.79	0.208	7.61%
01112	CA	64	SALINAS	1.035	1.165	0.560	1.346	1.549	0.056	2.951	\$ 98.23	0.221	8.09%
01182	CA	72	SAN DIEGO-CHULA VISTA-CARLSBAD	1.028	1.191	0.572	1.336	1.584	0.057	2.978	\$ 99.12	0.248	9.07%
01112	CA	05	SAN FRANCISCO-OAKLAND-BERKELEY (SAN FRANCISCO/SAN MATEO/ALAMEDA/CONTRA COSTA CNTY)	1.088	1.419	0.445	1.414	1.887	0.045	3.346	\$111.39	0.616	22.57%
01112	CA	52	SAN FRANCISCO-OAKLAND-BERKELEY (MARIN CNTY)	1.088	1.419	0.470	1.414	1.887	0.047	3.349	\$111.47	0.619	22.66%
01112	CA	65	SAN JOSE-SUNNYVALE-SARASOTA (SAN BENITO CNTY)	1.045	1.435	0.560	1.430	1.856	0.056	3.395	\$113.00	0.665	24.34%
01182	CA	73	SAN LUIS OBISPO	1.032	1.191	0.560	1.317	1.584	0.056	2.880	\$ 95.86	0.150	5.49%

wRVU
• Provider Services

+

peRVU
• Practice Expenses

+

mRVU
• Malpractice

=

Total RVUs

69

70

Two Ways To Set Your Professional Service Fees

- Approach 1 (PMI)
 - Select Location
 - Reference List Of Most Common CPT Codes
 - Available Option To Add Codes

- Approach 2 (Chip @ PCC)
 - Deeper Analysis With:
 - Units Billed For Each CPT Code
 - Your Practice Current Fee
 - Payment By CPT Code
 - Examines Your Practice Current Fees

www.PediatricSupport.com

PEDIATRIC MANAGEMENT INSTITUTE
www.PediatricSupport.com

70

Approach 1

Percent Of Medicare Desired						2024 Conversion Factor: 33.2875							
150%						GPIC	Work	Expense	Malpractice				
Select Your Locality						Adjustments	1	0.869	0.575				
AL-ALABAMA						GPIC Adjusted							
CPT Code	Description	National 2024 Non-Facility Total				National Medicare Rate	2024 Non-Facility Total				GPIC-Adjusted Medicare Rate	Calculated Fee	Rounded Fee
		Work RVU	PE RVU	MP RVU	RVU's		Work RVU	PE RVU	MP RVU	RVU's			
90460	Im admin 1st/only component	0.24	0.43	0.02	0.69	\$ 22.97	0.24	0.37	0.01	\$ 0.63	\$ 20.81	\$ 31.22	\$ 31.00
90461	Im admin each addl component	0.18	0.07	0.01	0.26	\$ 8.65	0.18	0.06	0.01	\$ 0.25	\$ 8.21	\$ 12.31	\$ 12.00
90471	Immunization admin	0.17	0.44	0.01	0.62	\$ 20.64	0.17	0.38	0.01	\$ 0.56	\$ 18.58	\$ 27.87	\$ 28.00
90472	Immunization admin each add	0.15	0.28	0.01	0.44	\$ 14.65	0.15	0.24	0.01	\$ 0.40	\$ 13.28	\$ 19.93	\$ 20.00
90473	Immune admin oral/nasal	0.17	0.32	0.01	0.5	\$ 16.64	0.17	0.28	0.01	\$ 0.45	\$ 15.11	\$ 22.66	\$ 23.00
90474	Immune admin oral/nasal addl	0.15	0.2	0.01	0.36	\$ 11.98	0.15	0.17	0.01	\$ 0.33	\$ 10.97	\$ 16.45	\$ 16.00
90834	Psytx w pt 45 minutes	2.35	0.69	0.06	3.1	\$ 103.19	2.35	0.60	0.03	\$ 2.98	\$ 99.33	\$ 149.00	\$ 149.00
92551	Pure tone hearing test air	0	0.37	0.01	0.38	\$ 12.65	-	0.32	0.01	\$ 0.33	\$ 10.89	\$ 16.34	\$ 16.00
92552	Pure tone audiometry air	0	1.13	0.01	1.14	\$ 37.95	-	0.98	0.01	\$ 0.99	\$ 32.88	\$ 49.32	\$ 49.00
92587	Evoked auditory test limited	0.35	0.27	0.02	0.64	\$ 21.30	0.35	0.23	0.01	\$ 0.60	\$ 19.84	\$ 29.77	\$ 30.00
94640	Airway inhalation treatment	0	0.23	0.01	0.24	\$ 7.99	-	0.20	0.01	\$ 0.21	\$ 6.84	\$ 10.27	\$ 10.00
94760	Measure blood oxygen level	0	0.07	0.01	0.08	\$ 2.66	-	0.06	0.01	\$ 0.07	\$ 2.22	\$ 3.32	\$ 3.00
95004	Percut allergy skin tests	0.01	0.09	0.01	0.11	\$ 3.66	0.01	0.08	0.01	\$ 0.09	\$ 3.13	\$ 4.69	\$ 5.00
96110	Developmental screen w/score	0	0.34	0.01	0.35	\$ 11.65	-	0.30	0.01	\$ 0.30	\$ 10.03	\$ 15.04	\$ 15.00
96127	Brief emotional/behav asmnt	0	0.13	0.01	0.14	\$ 4.66	-	0.11	0.01	\$ 0.12	\$ 3.95	\$ 5.93	\$ 6.00
96160	Pt-focused hlth risk asmnt	0	0.09	0	0.09	\$ 3.00	-	0.08	-	\$ 0.08	\$ 2.60	\$ 3.91	\$ 4.00
96161	Caregiver health risk asmnt	0	0.09	0	0.09	\$ 3.00	-	0.08	-	\$ 0.08	\$ 2.60	\$ 3.91	\$ 4.00
96372	Ther/proph/diag inj sc/im	0.17	0.25	0.01	0.43	\$ 14.31	0.17	0.22	0.01	\$ 0.39	\$ 13.08	\$ 19.62	\$ 20.00
97802	Medical nutrition indiv in	0.53	0.55	0.01	1.09	\$ 36.28	0.53	0.48	0.01	\$ 1.01	\$ 33.74	\$ 50.62	\$ 51.00

To access details for CPT codes not listed, visit the following webpage:
<https://www.cms.gov/medicare/physician-fee-schedule/search>

Year: 2024B See notes for selected year

Type of Information: Pricing Information

Select Healthcare Common Procedural Coding System (HCPCS) criteria.

HCPCS Criteria: Single HCPCS Code HCPCS Code: G221

Modifier: Global (Diagnostic Service) OR Physicians Professi...

Select Medicare Administrative Contractor (MAC) option.

MAC Option: National Payment Amount

Search fees

PEDIATRIC MANAGEMENT INSTITUTE

January 3, 2024

Free and Legal 2024 RVU-RBRVS Calculator



Welcome to the free 2024 RVU Calculator.

As you may know, the AMA won't let anyone freely distribute an RVU calculator that includes CPT codes without signing a limiting and expensive licensing agreement. *In an abundance of caution and, because in our unhappy experience, the AMA interprets its rights (in our opinion) overly broadly,* we created this free and legal tool to allow physicians to perform important RVU work. Those of you who have a CPT license - which should be any clinician or practice in the US who submits claims - can freely download the CPT data from CMS and place it in the calculator.

RECENT POSTS

[25 Tips To Improve Your Pediatric Practice Right Now! \[2024 AAP NCE preview\]](#)

[Mark Your Calendar: An Eventful Summer and Fall \(highlight: Women In Pediatrics\)](#)

[Change Healthcare Update](#)

INT



Google Sheets

Copy document

Would you like to make a copy of **Free 2024 RVU Calculator?**

[Make a copy](#)



Copy of Free 2024 RVU Calculator

File Edit View Insert Format Data Tools Extensions Help

100% 123 Arial 22 B I A

PCC Pediatric EHR Solutions

Build-Your-Own RVU Calculator for 2024

Instructions at <http://chipsblog.pcc.com/free-2024-rvu-calculator>

V1.0 Updated 12/17/23

Work GPCI PE GPCI MP GPCI

Medicare Multiplier: 200 % GPCI Location: NATIONAL/NEUTRAL Work GPCI: 1 PE GPCI: 1 MP GPCI: 1

Medicare Factor: [Place Data in PRRVU24 Tab Below]

Practice FACF: [To be calculated]

Payment FACF: [To be calculated]

Total RVUs: 0.00

Total wRVUs: 0.00

Enter CPT Codes Below	Your Units	Your Price	Your Payment	Description	Status Code	Work RVU	Non-Fac PE RVU	MP RVU	Total RVUs	Medicare Rate	CPT Price at 200%	Medicare Relative Price	Your To
				<- Enter A CPT Code	-	0	0	0	0.000	\$0	\$0.00	\$0	
				<- Enter A CPT Code	-	0	0	0	0.000	\$0	\$0.00	\$0	
				<- Enter A CPT Code	-	0	0	0	0.000	\$0	\$0.00	\$0	
				<- Enter A CPT Code	-	0	0	0	0.000	\$0	\$0.00	\$0	
				<- Enter A CPT Code	-	0	0	0	0.000	\$0	\$0.00	\$0	
				<- Enter A CPT Code	-	0	0	0	0.000	\$0	\$0.00	\$0	
				<- Enter A CPT Code	-	0	0	0	0.000	\$0	\$0.00	\$0	
				<- Enter A CPT Code	-	0	0	0	0.000	\$0	\$0.00	\$0	
				<- Enter A CPT Code	-	0	0	0	0.000	\$0	\$0.00	\$0	
				<- Enter A CPT Code	-	0	0	0	0.000	\$0	\$0.00	\$0	

75

Excel Downloads

Set Your Professional Service Fees

By Paul Vanchiere, MBA | Aug 25, 2024 5:20:43 PM

76

Below is a spreadsheet to help practices set uniform fees for professional services based on Medicare's RBRVS system.

Access the Google Sheet from PCC's Chip Hart here: <https://chipsblog.pcc.com/free-2024-rvu-calculator>

Access PMF's abbreviated calculator containing 40 of the most common pediatric billing codes by clicking here.

[Download The Spreadsheet](#)

Percent Of Medicare Desired				2024 Conversion Factor: 33.2875						
150%				GPCI Adjustments						
Select Your Locality: AL-ALABAMA				GPCI Adjusted						
CPT Code Description	2024 Non-Facility Total			National Medicare Rate	2024 Non-Facility Total			GPCI-Adjusted	Calculated	Rounded Fee
	Work RVU	PE RVU	MP RVU		Work RVU	PE RVU	MP RVU			
90460 Im admin 1st/only component	0.26	0.43	0.02	\$ 22.97	0.24	0.37	0.01	\$ 20.81	\$ 31.22	\$ 31.00
90461 Im admin each addl component	0.18	0.07	0.01	\$ 8.65	0.18	0.06	0.01	\$ 2.25	\$ 12.31	\$ 12.00
90471 Immunization admin	0.17	0.44	0.01	\$ 20.64	0.17	0.38	0.01	\$ 18.58	\$ 27.87	\$ 28.00
90472 Immunization admin each add	0.15	0.28	0.01	\$ 14.65	0.15	0.24	0.01	\$ 13.28	\$ 19.93	\$ 20.00
90473 Immune admin oral/nasal	0.17	0.32	0.01	\$ 16.64	0.17	0.28	0.01	\$ 15.11	\$ 22.66	\$ 23.00
90474 Immune admin oral/nasal addl	0.15	0.2	0.01	\$ 11.98	0.15	0.17	0.01	\$ 10.97	\$ 16.45	\$ 16.00
90834 Pkys w pt 45 minutes	2.35	0.69	0.06	\$ 103.19	2.35	0.60	0.03	\$ 99.33	\$ 149.00	\$ 149.00

PEDIATRIC MANAGEMENT INSTITUTE

76